

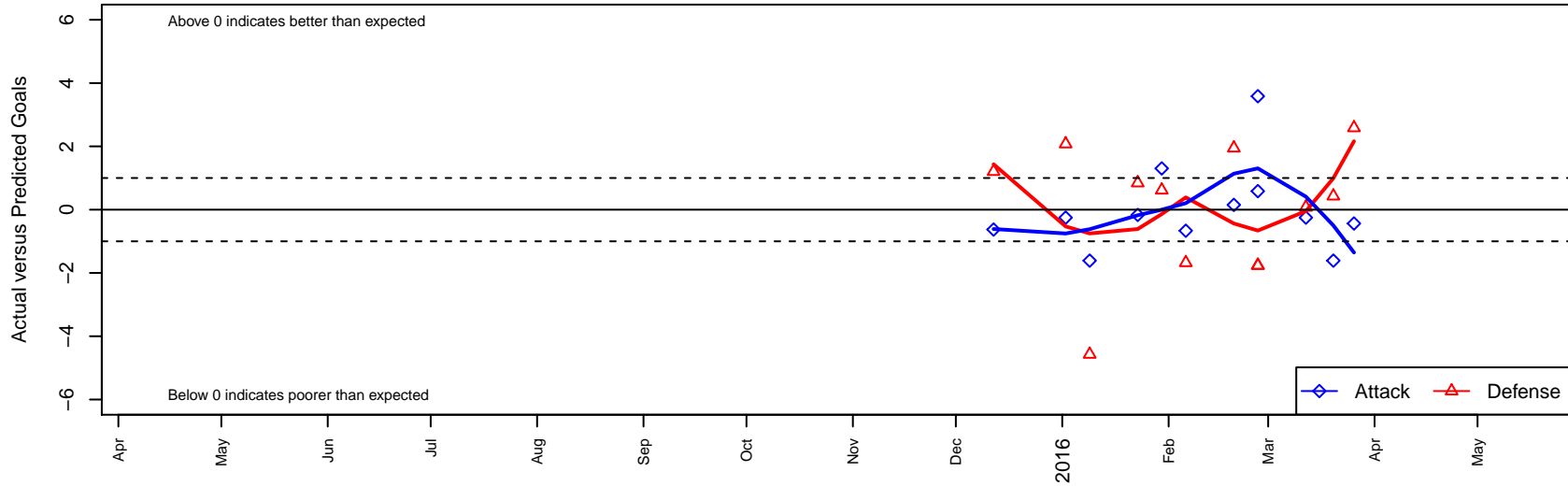
FWFC Titans G97

Federal Way FC
Federal Way, WA
G97 total strength=1212
attack=5.92 defense=2.94
fall league = NPSL G Div 1 U18

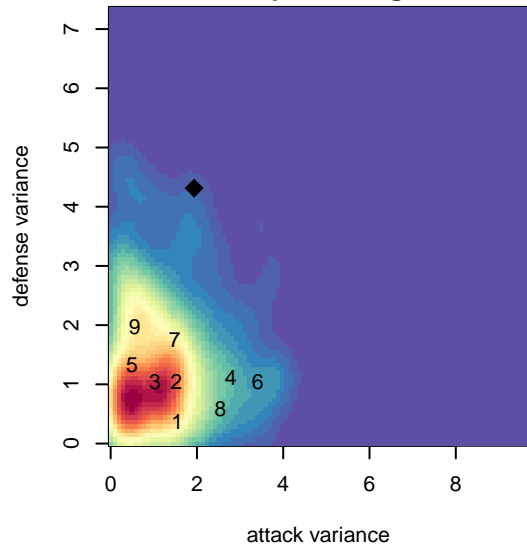
alt names used:
FWFC Titans

Venues played:
2015 NPSL G Division 1 U18

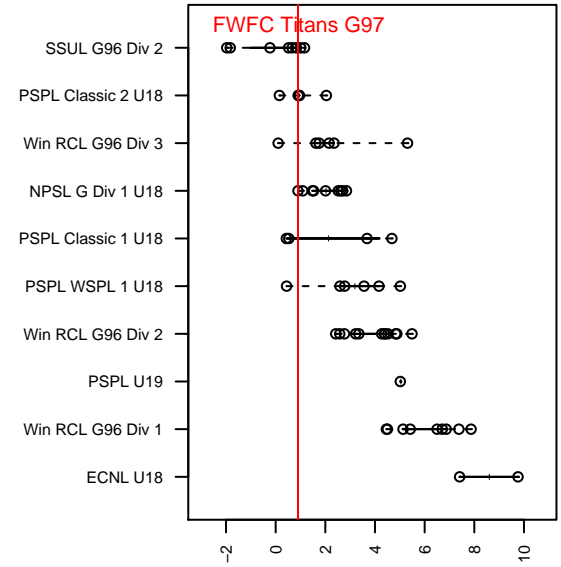
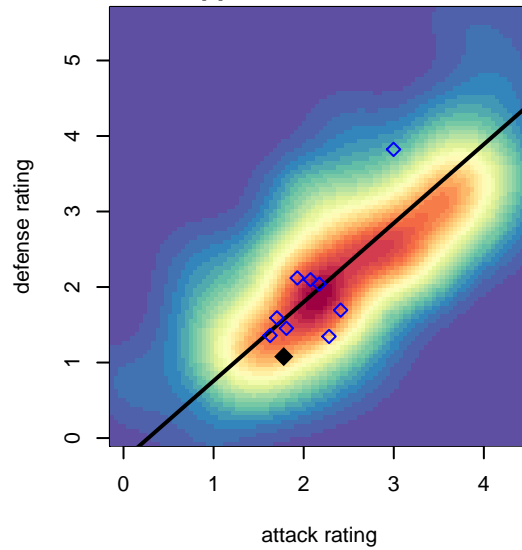
FWFC Titans G97
Dots are actual minus expected GF (blue circles) and GA (red triangles).
Blue line is smoothed change in attack strength. Red is smoothed change in defense strength.



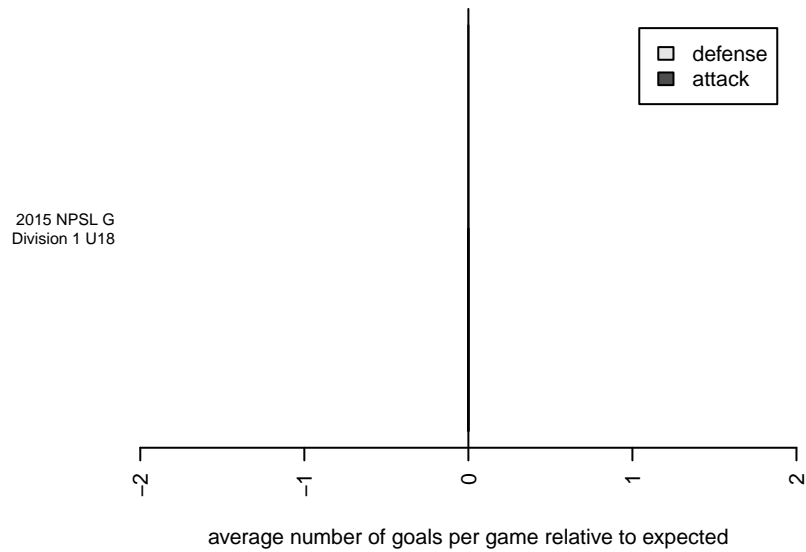
**attack and defense variance (black dot)
relative to other teams
and top 10 in region**



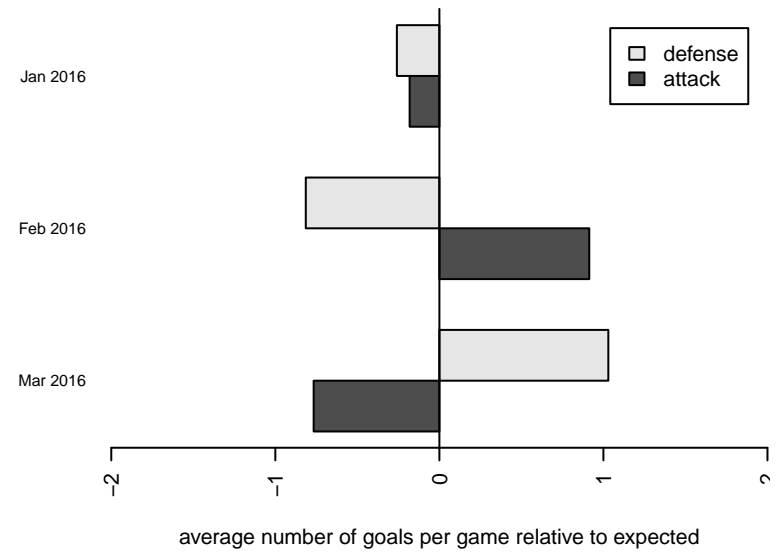
**attack and defense rating
relative to others at age
and all opponents in last 13 months**



Performance relative to 13 month average



Performance relative to 13 month average



date	home		away		venue	pred.home	pred.away
2016-03-26	FWFC Titans G97	1	BIFC Blue G97	0	2015 NPSL G Division 1 U18	1.44	2.59
2016-03-20	NSC Impulse G97	1	FWFC Titans G97	0	2015 NPSL G Division 1 U18	1.43	1.61
2016-03-12	FWFC Titans G97	1	Storm King G97	2	2015 NPSL G Division 1 U18	1.25	2.08
2016-02-27	FWFC Titans G97	5	Lake Hills Athena G97	5	2015 NPSL G Division 1 U18	1.42	3.24
2016-02-27	Lake Hills Athena G97	5	FWFC Titans G97	2	2015 NPSL G Division 1 U18	3.24	1.42
2016-02-20	Crossfire Select Yerxa G97	2	FWFC Titans G97	1	2015 NPSL G Division 1 U18	3.95	0.85
2016-02-06	FWFC Titans G97	0	BYSC Select Mack Ravens G97	4	2015 NPSL G Division 1 U18	0.67	2.32
2016-01-30	FWFC Titans G97	2	Seattle United NE Black G97	2	2015 NPSL G Division 1 U18	0.70	2.62
2016-01-23	Crossfire Select Glenn G98	7	FWFC Titans G97	0	2015 NPSL G Division 1 U18	7.84	0.17
2016-01-09	FWFC Titans G97	0	NSC Impulse G97	6	2015 NPSL G Division 1 U18	1.61	1.43
2016-01-02	Storm King G97	0	FWFC Titans G97	1	2015 NPSL G Division 1 U18	2.08	1.25
2015-12-12	Crossfire Select Enstrom G98	1	FWFC Titans G97	0	2015 NPSL G Division 1 U18	2.20	0.63